



Additional Assessment Materials
Summer 2021

Pearson Edexcel GCE in Chemistry 8CH0

Resource Set 2 – Topic Group 4

Topics included:

Topic 8: Energetics I

Topic 9: Kinetics I and Topic 10: Equilibrium I

(Public release version)

Pearson: helping people progress, everywhere

Pearson aspires to be the world's leading learning company. Our aim is to help everyone progress in their lives through education. We believe in every kind of learning, for all kinds of people, wherever they are in the world. We've been involved in education for over 150 years, and by working across 70 countries, in 100 languages, we have built an international reputation for our commitment to high standards and raising achievement through innovation in education. Find out more about how we can help you and your students at: www.pearson.com/uk

Additional Assessment Materials, Summer 2021

All the material in this publication is copyright

© Pearson Education Ltd 2021

General guidance to Additional Assessment Materials for use in 2021

Context

- Additional Assessment Materials are being produced for GCSE, AS and A levels (with the exception of Art and Design).
- The Additional Assessment Materials presented in this booklet are an **optional** part of the range of evidence teachers may use when deciding on a candidate's grade.
- 2021 Additional Assessment Materials have been drawn from previous examination materials, namely past papers.
- Additional Assessment Materials have come from past papers both published (those materials available publicly) and unpublished (those currently under padlock to our centres) presented in a different format to allow teachers to adapt them for use with candidate.

Purpose

- The purpose of this resource to provide qualification-specific sets/groups of questions covering the knowledge, skills and understanding relevant to this Pearson qualification.
- This document should be used in conjunction with the mapping guidance which will map content and/or skills covered within each set of questions.
- These materials are only intended to support the summer 2021 series.

4 Ethanol, C_2H_5OH , is a member of the homologous series of alcohols.

(a) Calculate the number of molecules in 55.2 kg of ethanol.

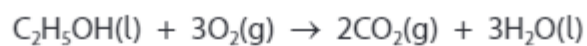
[Avogadro Constant = $6.02 \times 10^{23} \text{ mol}^{-1}$]

(2)

(b) Write the equation to represent the standard enthalpy change of formation of ethanol. Include state symbols.

(2)

(c) Ethanol burns completely in excess oxygen.



(i) The table shows some mean bond enthalpy data.

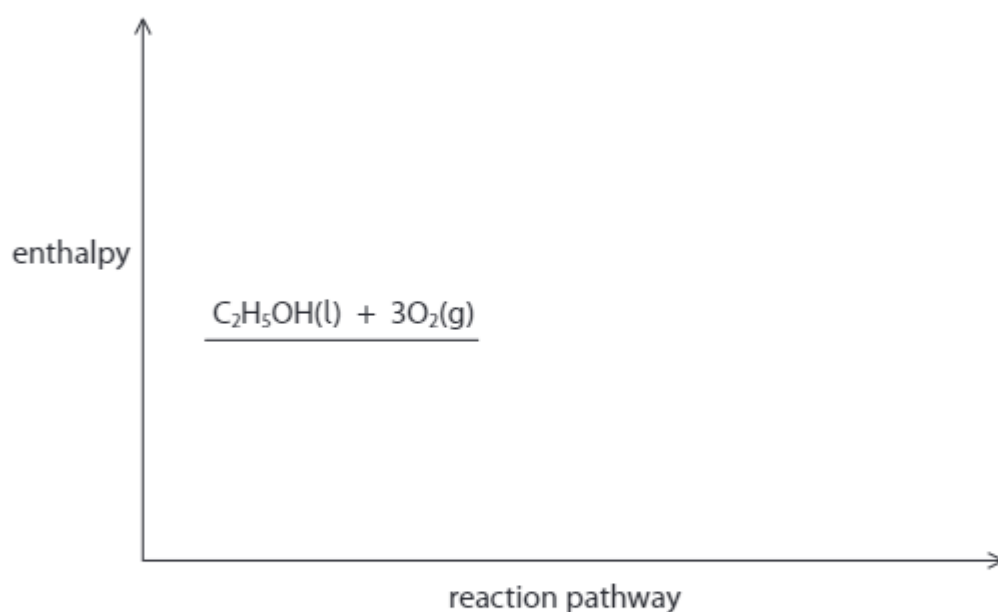
Bond	C—C	C—H	C—O	O—H	O=O	C=O
Mean bond enthalpy / kJ mol⁻¹	347	413	358	464	498	805

Calculate the enthalpy change, in kJ mol⁻¹, for the complete combustion of 1 mol of ethanol.

(3)

(ii) Complete the reaction profile diagram for the combustion of ethanol and fully label the diagram.

(2)



(iii) A data book value for the standard enthalpy change of combustion of ethanol is $-1367.3 \text{ kJ mol}^{-1}$.

Give the **main** reason why the value you calculated in (b)(i) is different from this data book value.

(1)

.....

.....

.....

(Total for Question 4 = 10 marks)

8 Compound X reacts slowly with water according to the following equation.



The reaction is catalysed by hydrogen ions and eventually goes to completion.

Compound X was added to water and the concentration of compound Y determined at various times at a constant temperature.

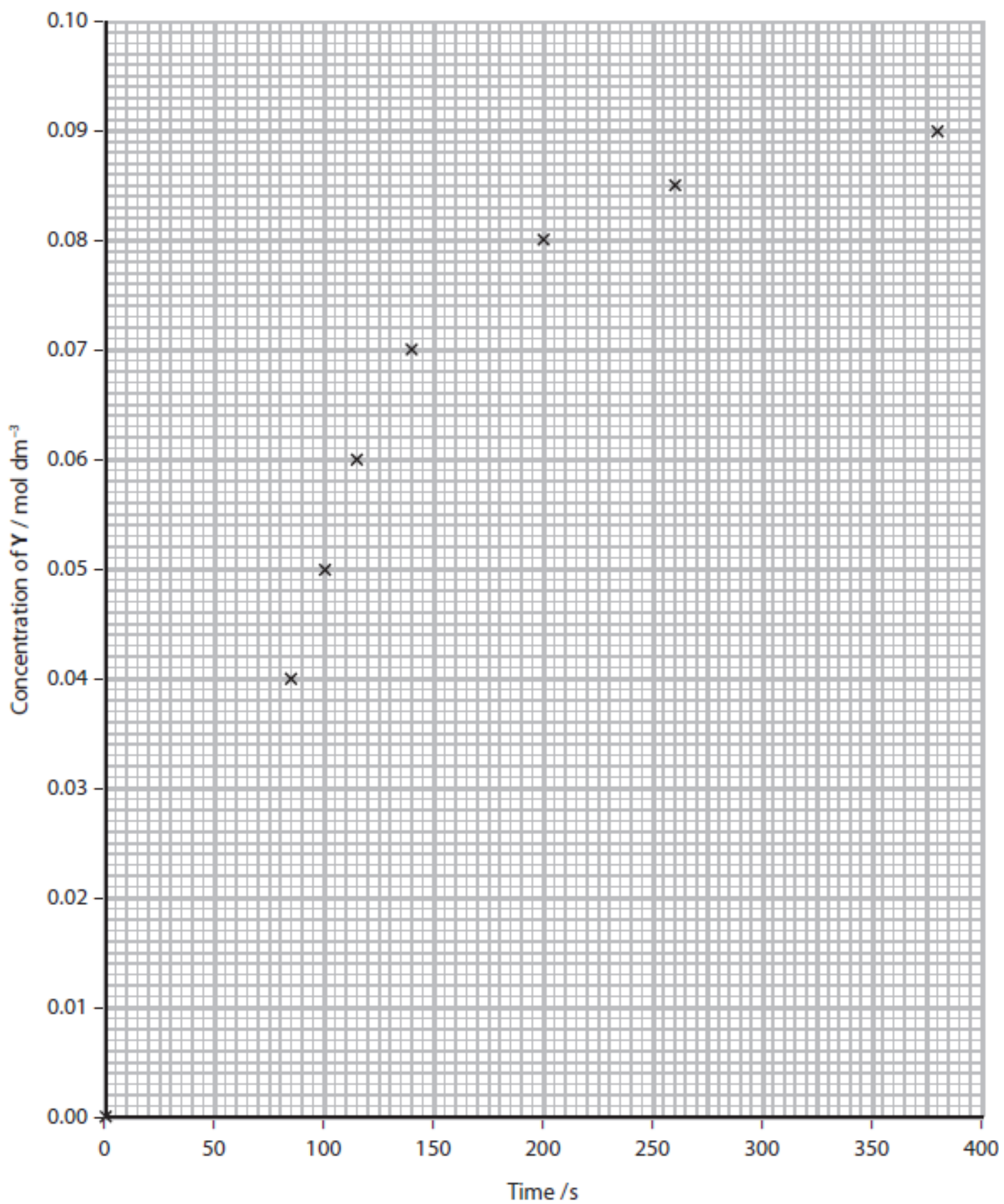
The results of the experiment are shown.

Time/s	Concentration of Y / mol dm ⁻³
0	0.000
25	0.002
40	0.005
50	0.010
65	0.020
75	0.030
85	0.040
100	0.050
115	0.060
140	0.070
200	0.080
260	0.085
380	0.090

- (a) (i) Complete the graph of concentration against time by adding the six missing points. Draw a line to pass through **all** the points.

(2)

Graph of concentration of Y against time



(ii) Describe how you would find a numerical value for the initial rate of reaction and for the maximum rate of reaction in this experiment from the graph. No actual calculations are required.

(4)

(b) For many reactions, the values of the initial rate and the maximum rate are the same.

Explain why the values of the two reaction rates obtained in this experiment are different from each other.

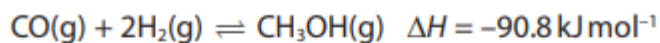
(2)

(c) Give a reason why the measurement of the initial rate of reaction is likely to be less accurate than the measurement of the maximum rate.

(1)

(Total for Question 8 = 9 marks)

4 Methanol is manufactured from a mixture of carbon monoxide and hydrogen.



(a) Give **two** characteristics of all reactions at equilibrium.

(2)

(b) (i) How does the equilibrium yield of methanol change if the temperature is increased at constant pressure or the pressure increased at constant temperature?

(1)

	Equilibrium yield when temperature is increased	Equilibrium yield when pressure is increased
<input type="checkbox"/> A	decrease	decrease
<input type="checkbox"/> B	decrease	increase
<input type="checkbox"/> C	increase	decrease
<input type="checkbox"/> D	Increase	increase

(ii) Explain your answer to (b)(i).

(2)

(c) Explain why, in the industrial process involving this reaction, a catalyst is used.

(2)

.....

.....

.....

.....

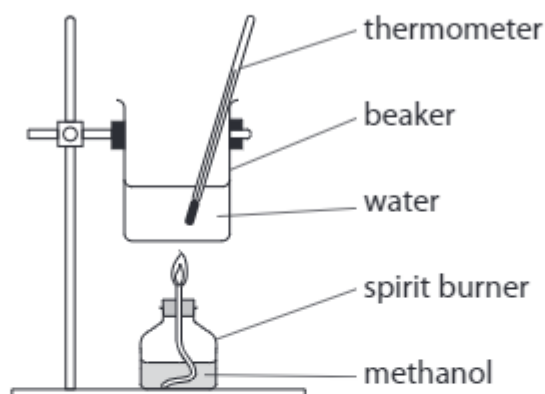
.....

.....

(Total for Question 4 = 7 marks)

4 Methanol, CH_3OH , is a liquid fuel.

An experiment was carried out to determine the enthalpy change of combustion of liquid methanol.



The energy obtained from burning 2.08 g of methanol was used to heat 75.0 g of water.

The temperature of the water rose from 25.0°C to 91.0°C.

[Specific heat capacity of water = $4.18 \text{ J g}^{-1} \text{ °C}^{-1}$]

(a) Use the data to calculate a value for the enthalpy change of combustion of one mole of methanol.

Give your answer to an appropriate number of significant figures and include a sign and units.

(4)

(b) Methanol can be synthesised from methane and steam by a process that occurs in two steps.



(i) Explain the effects of increasing the pressure on the yield of the products and on the rate of the reaction in Step 1.

(4)

.....

.....

.....

.....

.....

.....

.....

.....

.....

.....

.....

(ii) Step 2 is carried out at a compromise temperature of 500K.

Explain why 500K is considered to be a compromise for Step 2 by considering what would happen at higher and lower temperatures.

(3)

.....

.....

.....

.....

.....

.....

.....

.....

- (c) Calculate a value for the standard enthalpy change of combustion of gaseous methanol using the enthalpy change for Step 2 and the standard enthalpy change of combustion of gaseous carbon monoxide and of hydrogen.

Substance	Standard enthalpy change of combustion / kJ mol^{-1}
CO	-283
H ₂	-286

(3)

(Total for Question 4 = 14 marks)

Total for Paper = 40 marks